


B80 AIR

BARIL

STYLE X FUNCTION

AIR offers a variety of shapes and plenty of finishes to choose from to create your very own faucet. Inspired by the principle of simplicity, this collection features simple geometric shapes, sleek lines and slim edges, giving it an airy effect that blends into any bathroom style. Have fun trying out different combinations to find the one that's right for you!



B80 AIR

B80-9531-00-xx (oblong plate) or B80-9532-00-xx (rectangular plate)

BARIL

STYLE X FUNCTION

Easy Rough-in Installation

The flat back housing and three anchors molded onto the valve rough-in ensure easy and stable installation.

European Cartridge

High performance and perfectly calibrated ceramic cartridges with outstanding durability.

Temperature Limiting

Safety temperature button preset at 38°C / 100°F, and 2 manually adjustable temperature limiting rings included (43 °C / 109 °F and 49 °C / 120 °F).

Outstanding Temperature Stabilization

This french-made cartridge has a temperature variation of less than 1°C, which makes it one of the valves with the least temperature variation on the market.

Stylized, Sleek Design


The brass plate is not only compact, which gives a modern, sleek look to this valve, but also thin, which enhances its delicacy and elegance.

Easy Trim Installation

The “clip plate” system makes it easier to install the trim and provides a wide range of depth adjustment. The snap-on handles further facilitate the installation.

Customizable

Four handle options and two plate options.



Plain or Two-tone Finish

Possibility to combine finishes and create a two-tone finish or go for a plain finish.




Chrome (CC)



Brushed nickel (NN)



Matte black (KK)



Polished Nickel (YY)




Satin brass (LL)



Satin copper (VV)



White (BB)




Venetian bronze (TT)



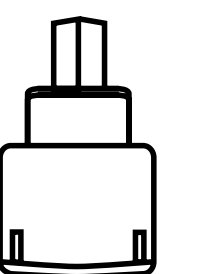
Gold (GG)

LIMITED
LIFETIME
WARRANTY

7.9
GPM FLOW RATE



Non-shared option available



Durable ceramic cartridge

BARIL equals quality

High flow rate

AIR Shapes

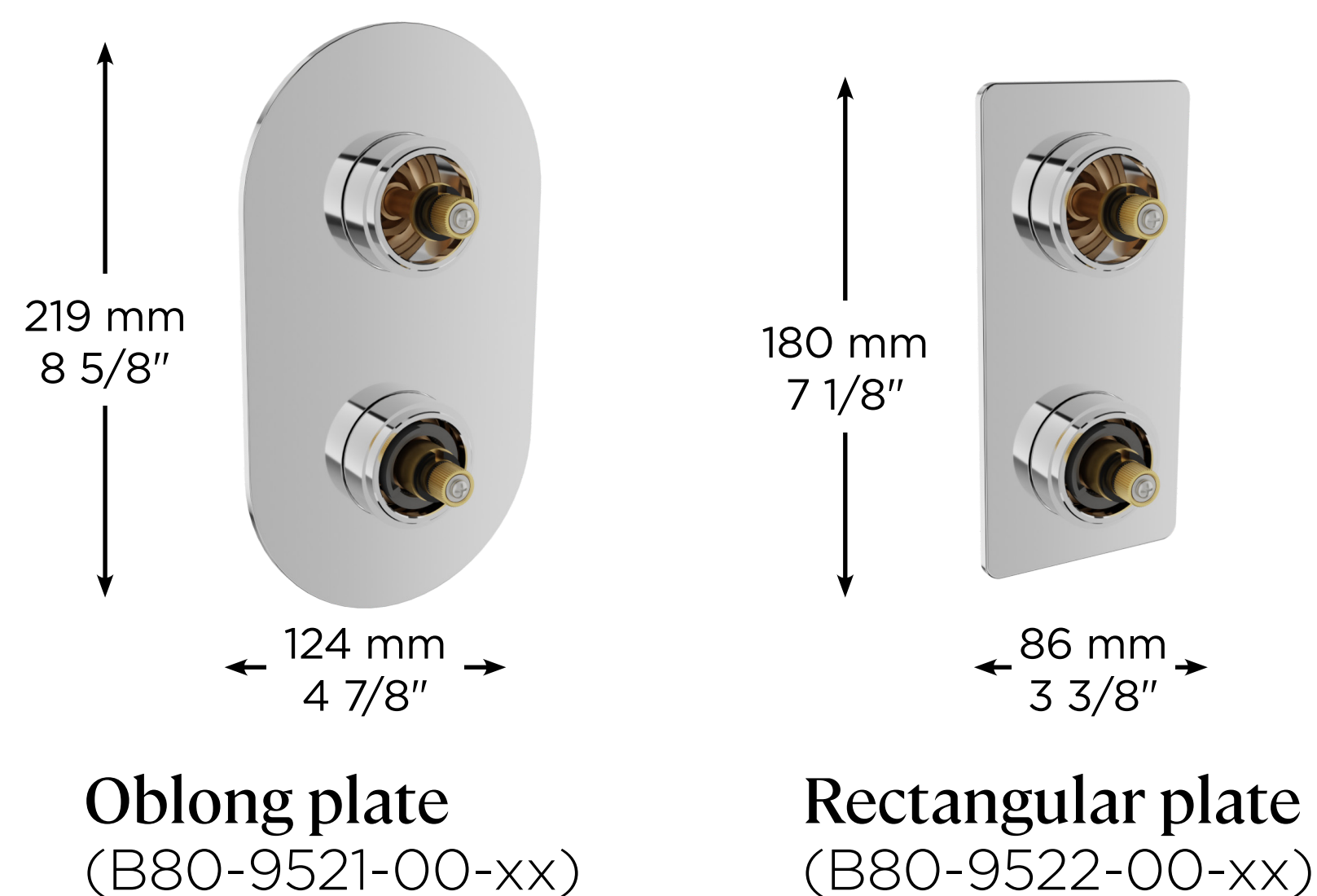
BARIL

STYLE X FUNCTION

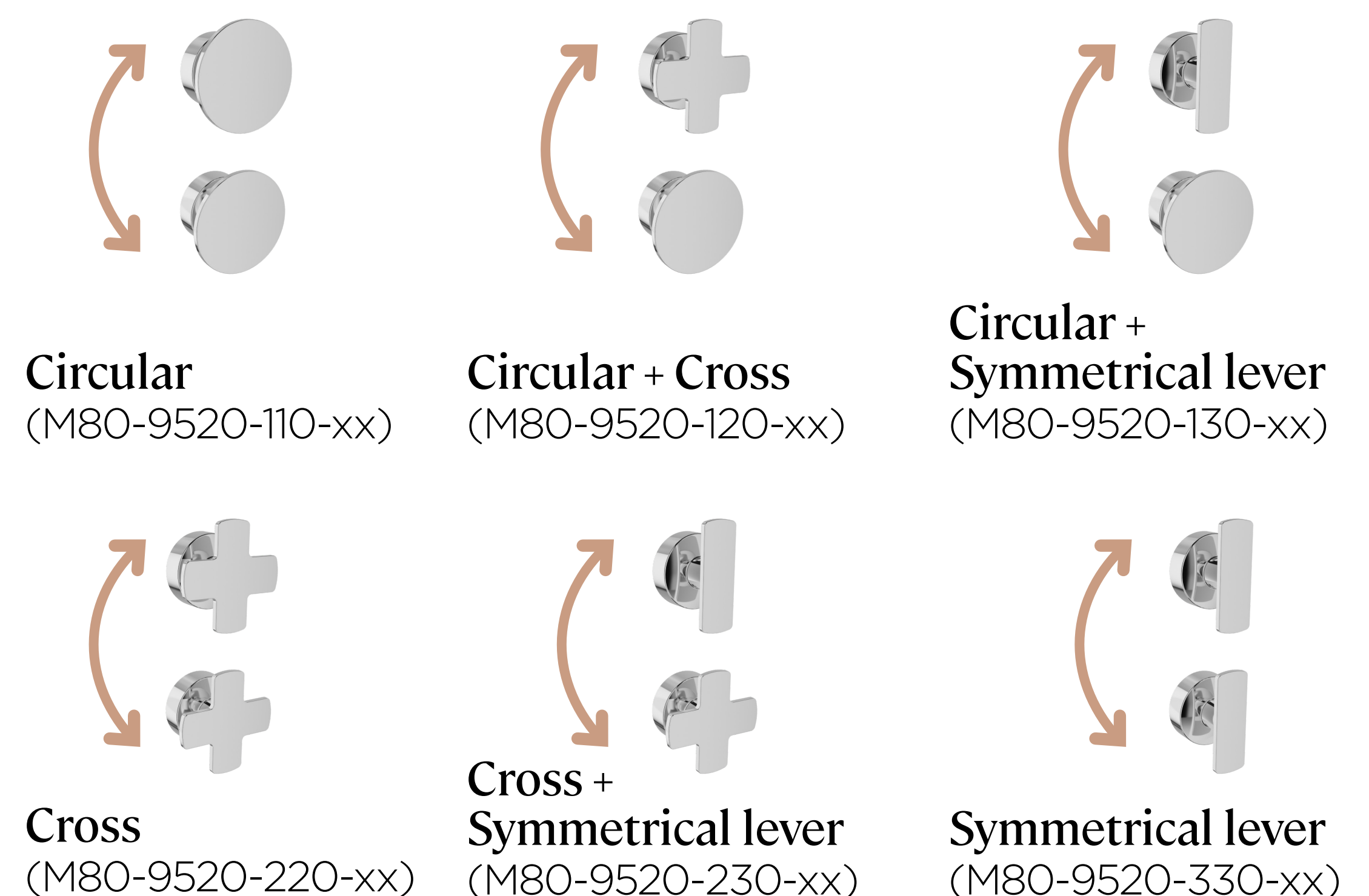
For its AIR Collection, BARIL offers a variety of components in different geometric shapes. Customize your valve by choosing the shape of the plate and handles independently. Have fun combining the four handle options and two plate options to create your very own faucet.

How to customize your AIR valve?

1 Choose the plate shape:



2 Choose the shape of the handles (they are interchangeable):



Future-proof

This design as a platform allows you to make your faucets evolve with future trends and personal tastes. Change the shape of the plate or handles, or even the finishes, without touching the underlying plumbing hardware.

AIR Finishes

BARIL

STYLE X FUNCTION


For its AIR Collection, BARIL offers a palette composed of its 9 regular BARIL finishes, but that's not all! Have fun combining the different plain finishes to create your own two-tone finish or opt for a plain finish - the possibilities are endless!

How to choose your AIR finish?

1 Choose the desired finish for the plate (plain only)




Chrome
(CC)



Matte
black (KK)



Satin
brass (LL)



White
(BB)



Brushed
nickel (NN)



Polished
Nickel (YY)



Satin
copper (VV)



Venetian
bronze (TT)



Gold
(GG)

2 Choose the handles finish (plain or two-tone)



Plain

Two-tone

Handle top

Opt for a color accent or choose the same finish as the handle base for a plain finish.

Handle base

We recommend that the handle base finish be the same as the plate, but feel free to combine finishes as you wish.

Valve Controls

BARIL valves offer intuitive and ergonomic controls. Connected to high quality cartridges, they combine ease of use, temperature stability and safety for you and your family.

BARIL

STYLE X FUNCTION

Top Handle

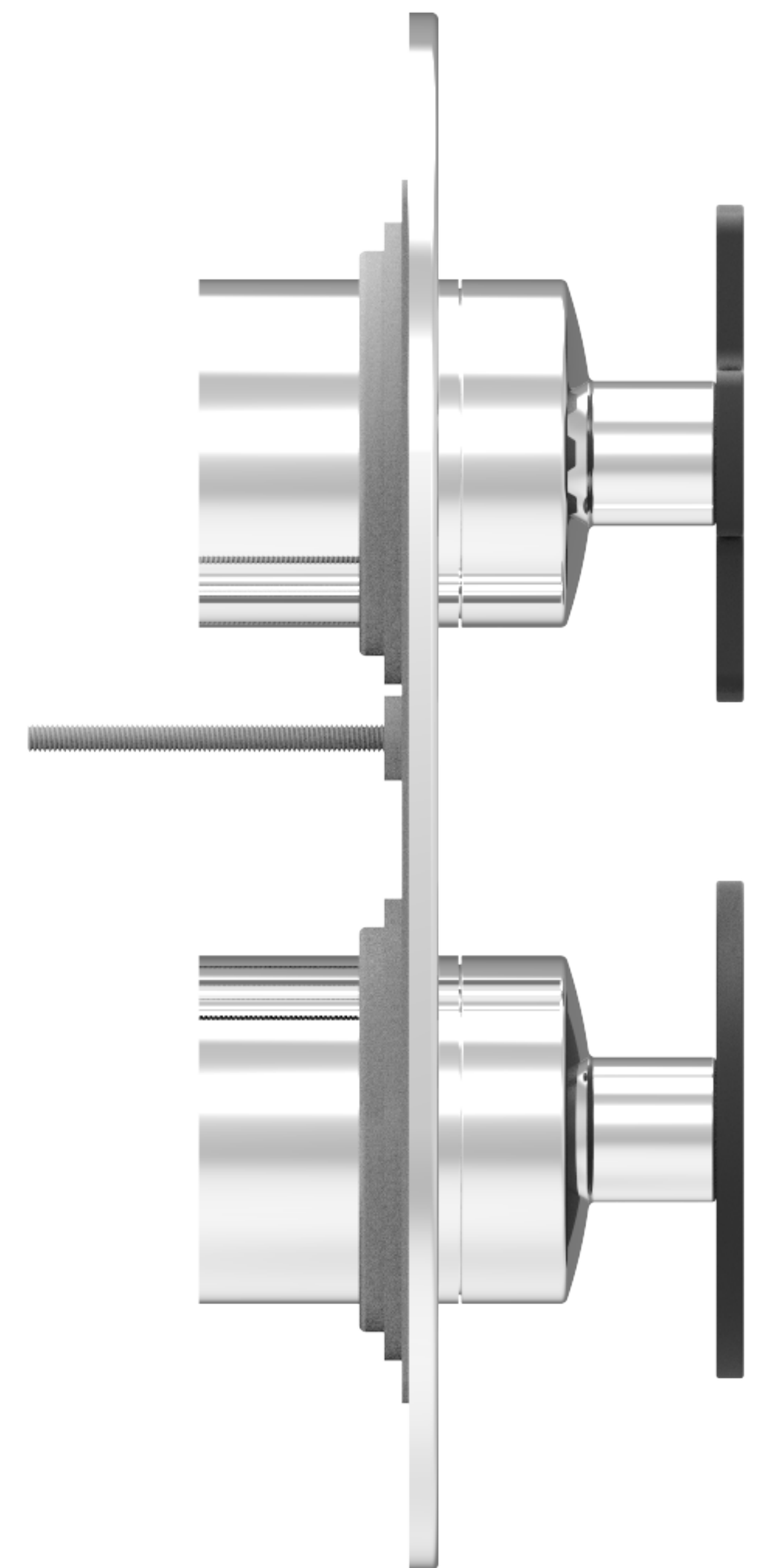

Open the water with the flow control, turn in one direction or another depending on the desired accessory. If you continue towards the shared position, both accessories will be used simultaneously. Thanks to the high overall flow rate of the valve, you will still enjoy maximum and stable flow for both accessories.

Safety feature

For your safety, 2 anti-scald temperature limiting rings are included, preset to 43 °C / 109 °F and 49 °C / 120 °F, which can be lowered manually to suit your preference.

Bottom Handle

Adjust the temperature as you wish. It will remain the same until the next time you use your bath or shower.



Thin Brass Plate

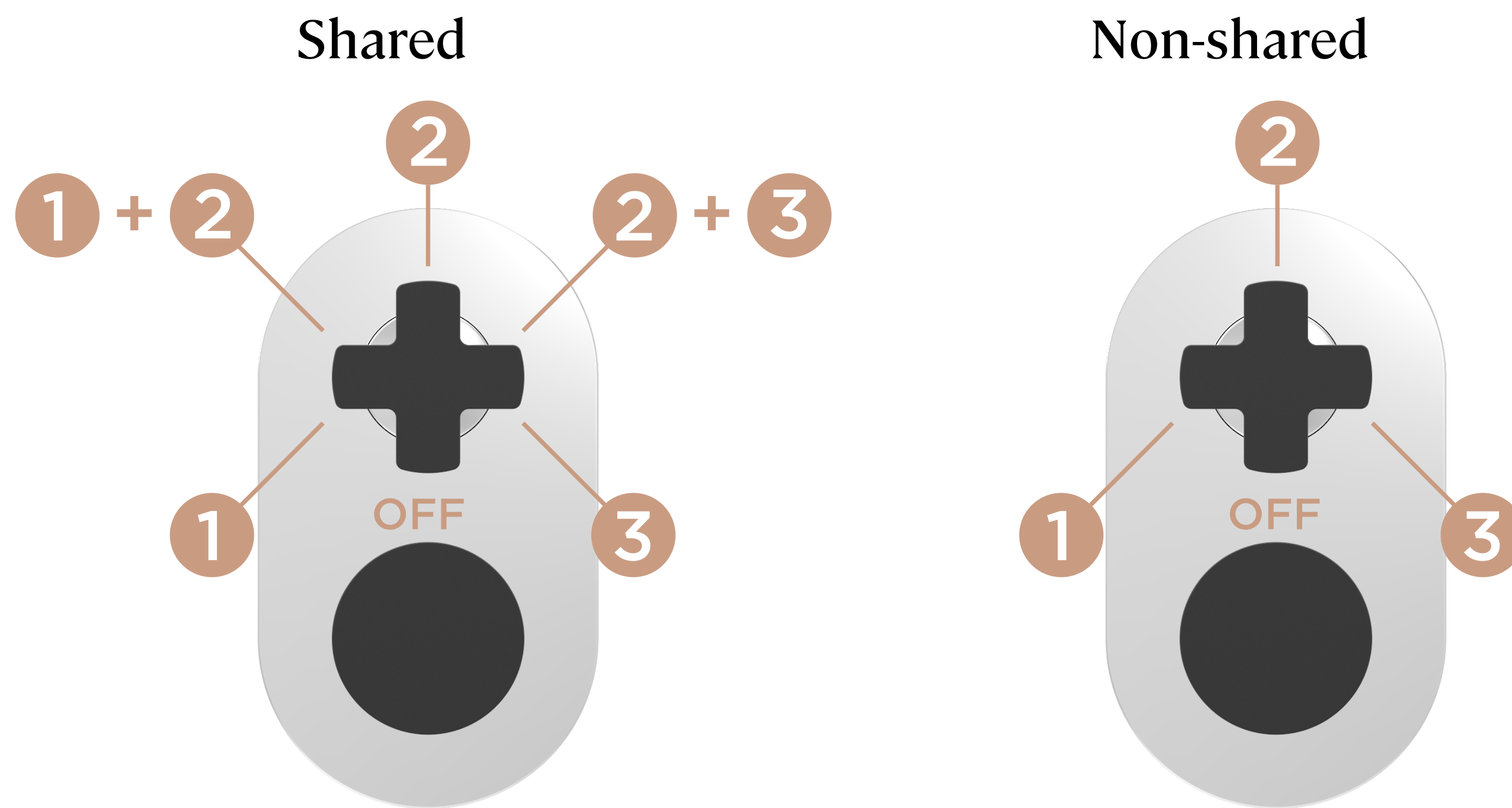
Delicate and elegant look.

Rough-in Options


BARIL

STYLE X FUNCTION

Whether it's because you want to choose the type of connection you prefer, for ease of installation, to comply with your local regulations, or simply to reduce your water consumption, choose the option that best suits you.



Welded copper (00) **PEX (P0)**



Eco-friendly Options



The standard rough-in comes with the shared position option, which means it allows the use of two accessories simultaneously. If you want to reduce your water consumption, you can always opt for the non-shared rough-in.

Simply order:

- B80-9531-00-xx-**NS**, B80-9532-00-xx-**NS** or
- T80-9531-00-xx or T80-9532-00-xx + RVA-9531-x0-**NS**-B

Fitting Options

For welded copper fittings, order:

- B80-9531-**00**-xx, B80-9532-**00**-xx or
- T80-9531-00-xx or T80-9532-00-xx + RVA-9531-**00**-B

For PEX fittings, order:

- T35-9531-00-xx or T80-9532-00-xx + RVA-9531-**P0**-B

Temperature Stabilization

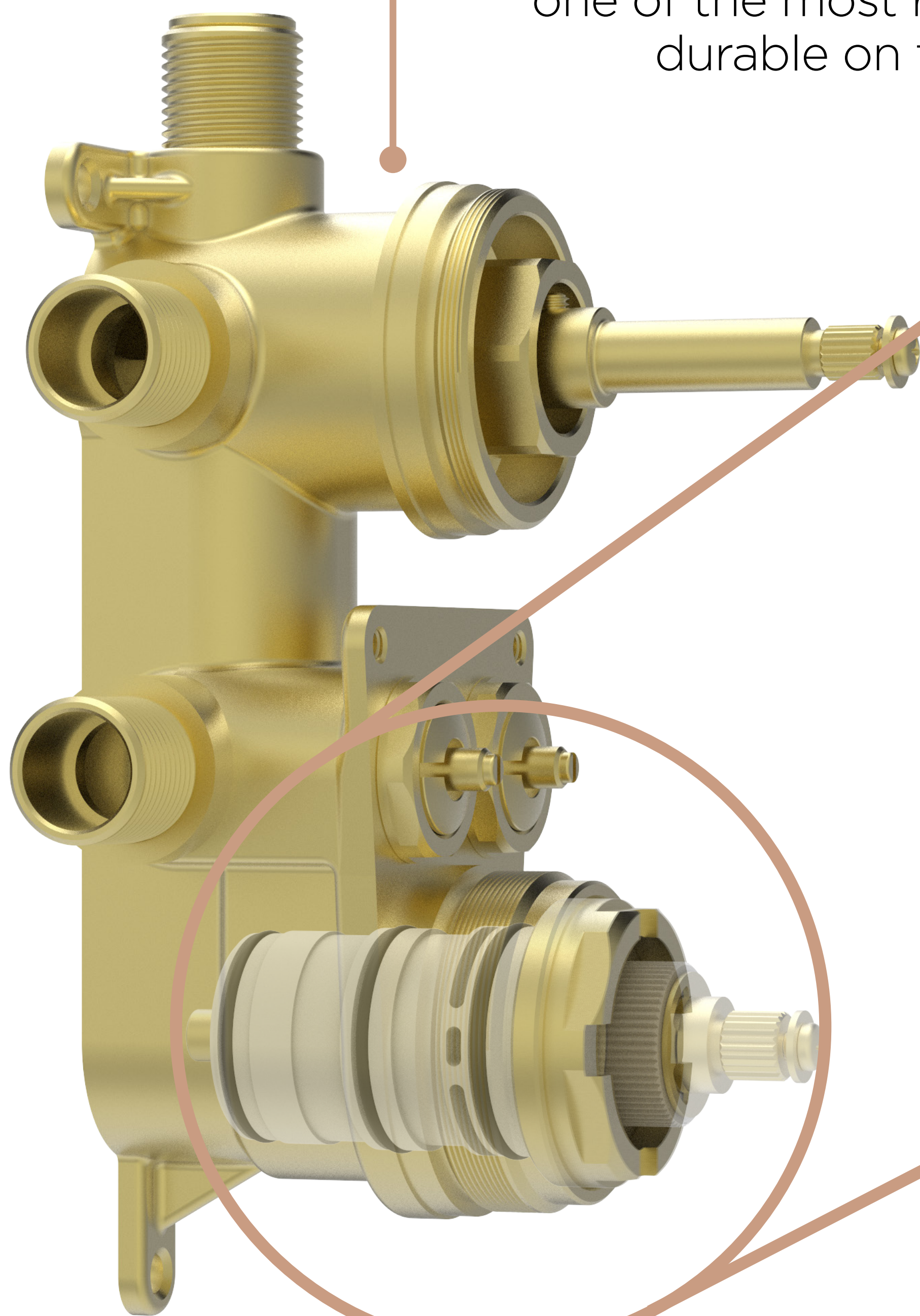
The cartridge allows to preset the temperature so that it reacts to the slightest variations. Therefore, the temperature at the water outlet will remain unchanged, regardless of the temperature and pressure of hot and cold water supplies.

BARIL

STYLE X FUNCTION

European Diverter Cartridge

Made of high performance ceramic, this cartridge is one of the most reliable and durable on the market.



High Quality Materials


Perfectly calibrated, the thermostatic component of this cartridge ensures constant water flow and extremely precise water temperature control. The high-precision machining of its parts allows for a high flow rate, while its plastic casing prevents scale build-up.

Easy Rough-in Installation



BARIL

STYLE X FUNCTION

With the flat back and anchors molded directly onto the valve rough-in, installation is easy and very stable.



Flat Back





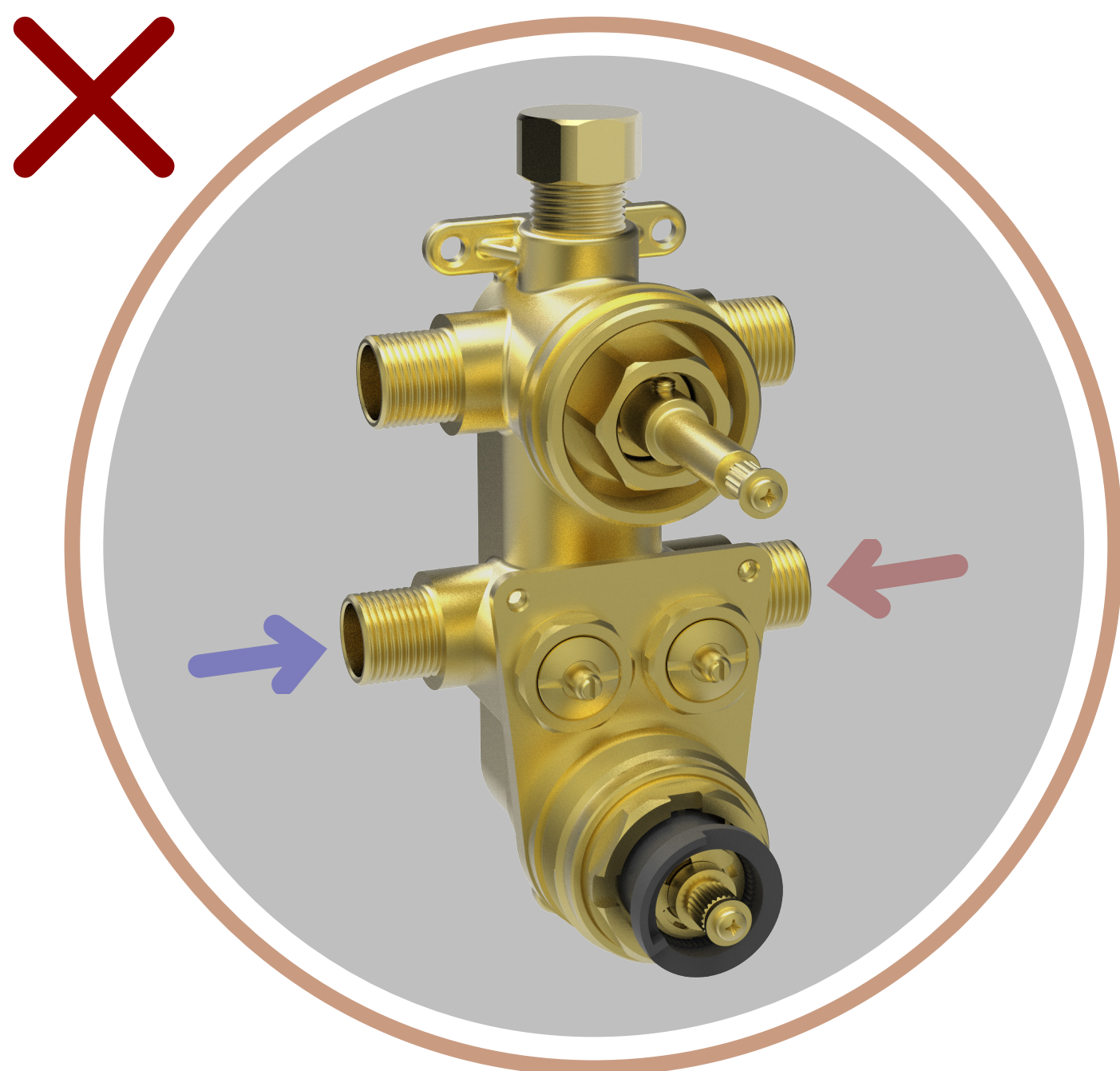
Temperature Limiting



This TP type valve includes an anti-scald temperature limiter ring made of resistant ABS plastic. It is mounted on the thermostatic cartridge and preset at 49°C/120°F for your safety. You can always adjust it if necessary.

Reversible Check Stops

In case of hot and cold water supply reversal, the valve will not supply lukewarm water, only hot or cold water. To remedy this situation, simply switch the position of the check valves.




Easy Trim Installation

BARIL

STYLE X FUNCTION

BARIL trims are solid and easy to install. The one-inch depth adjustment, the drilling template and the “clip plate” system all make the job easier when the time comes so the installation is done quickly and flawlessly.



“Clip Plate”

This system ensures that the trim stays firmly in place by sandwiching the wall.

Watertight

A foam on the back of the plate ensures an optimal watertightness.


Front Access

The check stops are easily accessible, allowing the water supply to be shut off for cartridge maintenance without shutting off the main water supply.



Brass Trim Plate

Simply clip it onto the plastic plate using the “clip plate” system.



Elegant Look

No visible screws for a sleek look.