

# B80 AIR

# BARIL

STYLE X FUNCTION

AIR offers a variety of shapes and plenty of finishes to choose from to create your very own faucet. Inspired by the principle of simplicity, this collection features simple geometric shapes, sleek lines and slim edges, giving it an airy effect that blends into any bathroom style. Have fun trying out different combinations to find the one that's right for you!



# B80 AIR

# BARIL

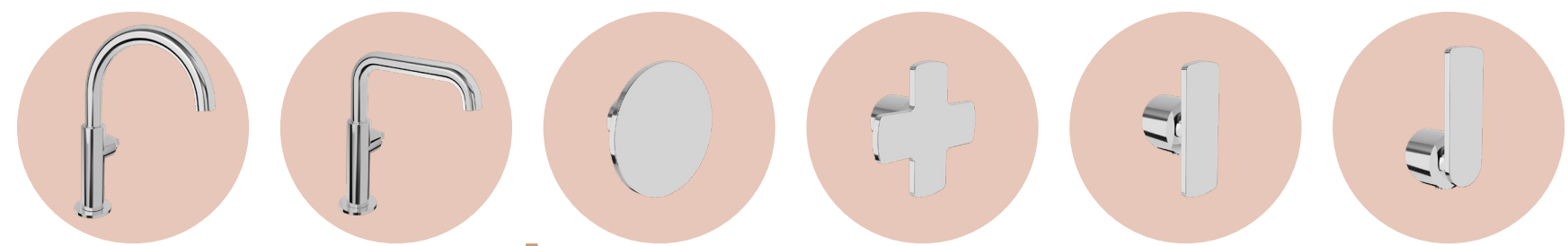
STYLE X FUNCTION

**B80-1031-XXL-xx (round spout) or B80-1032-XXL-xx (square spout)**

Available with or without drain. Replace XXL by 1PL (drain included) or OOL (drain not included).

## Customizable

Four handle options and two spout options.



## Plain or Two-tone Finish

Possibility to combine finishes and create a two-tone finish or go for a plain finish.

## European Cartridge

High-performance ceramic cartridge with outstanding durability.

## High-Quality Materials

BARIL faucets are strong and durable, being made of thicker than average solid brass.

## High-end Laminator

Crystal clear and splash-free stream.

## Easy Installation System

Simple and sturdy installation using a thick threaded rod.

## Stylized, Sleek Design

Each option features a slim silhouette and simple geometric shapes, for an uncluttered countertop.



Chrome (CC)



Matte black (KK)




Satin brass (LL)



White (BB)



Brushed nickel (NN)



Polished Nickel (YY)



Satin copper (VV)



Venetian bronze (TT)




Gold (GG)

LIMITED  
**LIFETIME**  
WARRANTY

**1.2**  
GPM FLOW RATE



Eco-friendly options available



Durable ceramic cartridge

BARIL equals quality

Uses 30% less water

# AIR Shapes

# BARIL

STYLE X FUNCTION

For its AIR Collection, BARIL offers a variety of components in different geometric shapes. Customize your faucet by choosing the shape of the spout and handles independently. Have fun combining the four handle options and two spout options to create your very own faucet.

## How to customize your AIR faucet?

**1** Choose the spout shape:



**Arched spout**  
(B80-1031-XXL-xx)




**Angled spout**  
(B80-1032-XXL-xx)

**2** Choose the shape of the handle:




**Circular**  
(M80-1030-10-xx)



**Cross**  
(M80-1030-20-xx)



**Symmetrical lever**  
(M80-1030-30-xx)



**Asymmetrical lever**  
(M80-1030-40-xx)

## Future-proof

This design as a platform allows you to make your faucets evolve with future trends and personal tastes. Change the shape of the spout or handle, or even the finishes, without touching the underlying plumbing hardware.

# AIR Finishes

# BARIL

STYLE X FUNCTION


For its AIR Collection, BARIL offers a palette composed of its 9 regular BARIL finishes, but that's not all! Have fun combining the different plain finishes to create your own two-tone finish or opt for a plain finish - the possibilities are endless!

## How to choose your AIR finish?

**1** Choose the desired finish for the spout (plain only)




Chrome (CC)



Matte black (KK)



Satin brass (LL)



White (BB)



Brushed nickel (NN)



Polished Nickel (YY)



Satin copper (VV)



Venetian bronze (TT)



Or (GG)

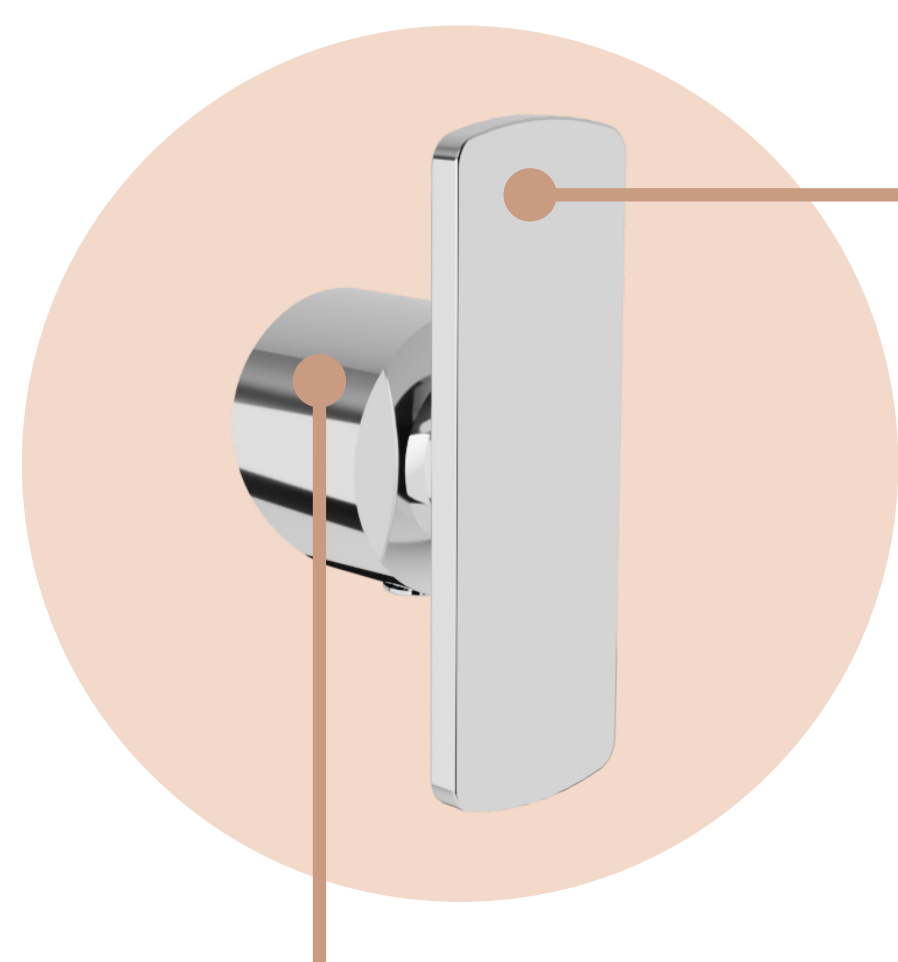
**2** Choose the handle finish (plain or two-tone)



Plain



Two-tone



### Handle top

Opt for a color accent or choose the same finish as the handle base for a plain finish.

### Handle base


We recommend that the handle base finish be the same as the faucet spout, but feel free to combine finishes as you wish.

# Laminator

The AIR Collection faucets are equipped with a high-end laminator to ensure a crystal clear stream without splashing.

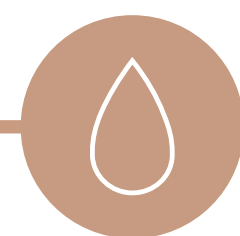
# BARIL

STYLE X FUNCTION



## Ecological

With the environment in mind, AIR faucets come with our reduced flow rate of 1.2 gpm (4.5 l/min) - 60 psi. This flow rate still provides good pressure while reducing your water consumption.

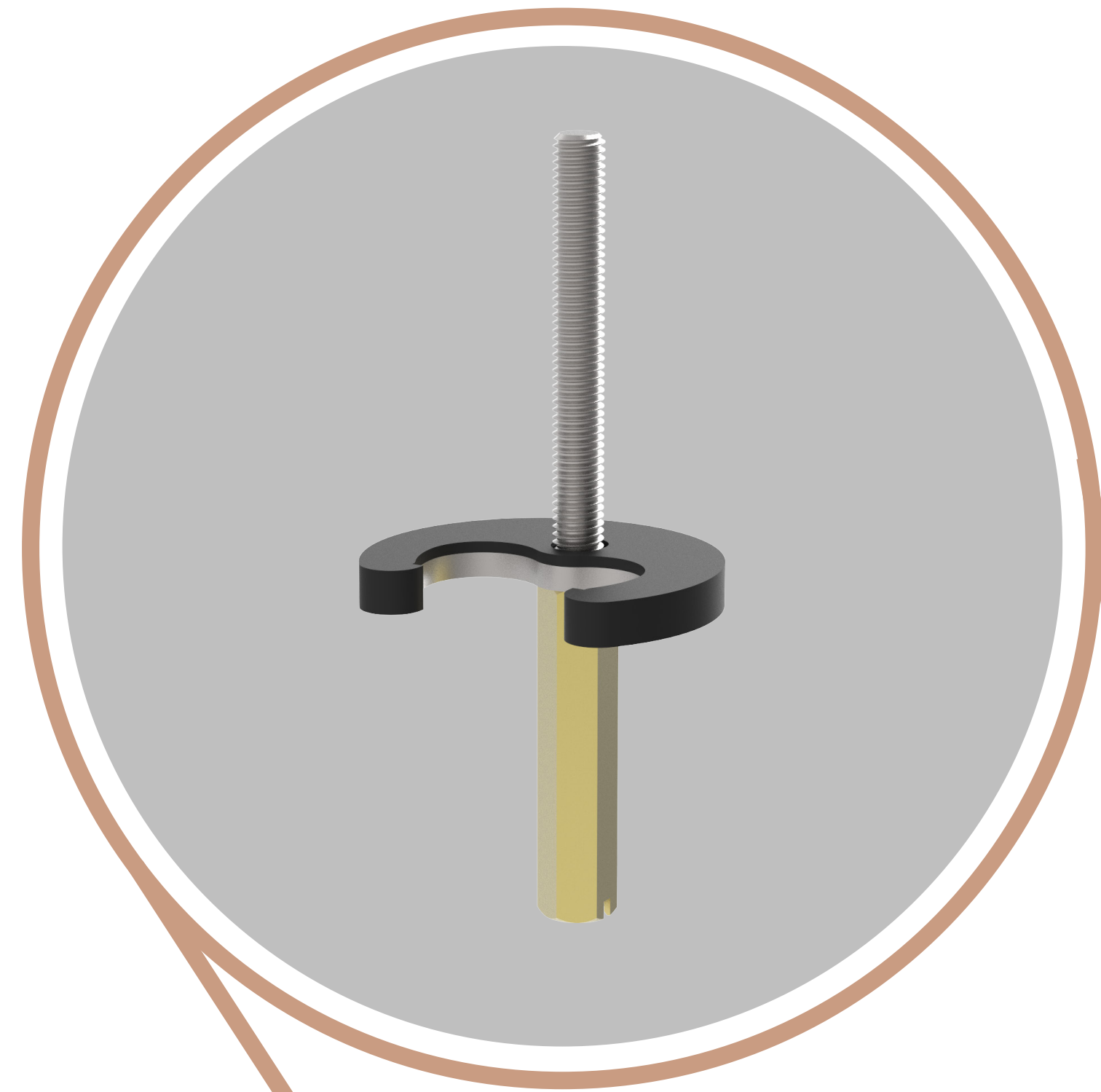


# Easy to Install and Maintain

Very sturdy installation using a thick threaded rod and a special tightening tool included in the box; easy to tighten, even with minimal space.

# BARIL


STYLE X FUNCTION



**Gasket and flat washer in one-piece**



**Tightening tool included**



**Softpex Supply Lines**

Color coded, corrosion and kink resistant, our supply lines are equipped with swivel connection nuts to facilitate the connection to water inlets and avoid twisting.

# Push-Button Drain

B80-1031-1PL-xx (arched spout) or B80-1032-1PL-xx (angled spout)

With its large cap, the BARIL push-button drain looks more elegant than regular drains. It is also quicker and easier to install since there are no unsightly rods to adjust.

## Impeccable Design

The large cap covers the whole drain, giving it a high-end look.

## Overflow

The included drain is one with overflow (po plug). For a drain without overflow (co plug), order B80-103X-00L-xx and REN-8403-02-xx or REN-8423-02-xx separately.

## Robust Tightening Nut

Very sturdy installation thanks to a long and easy to tighten brass nut.

# BARIL

STYLE X FUNCTION

## Specifications:

Model: REN-8422-02-xx

Diameter of the cap: 2-5/8"

Drain hole size: 1-3/4"

Rubber gaskets: Included

## Adaptable Length

The length between the metal ring and the end of the threaded pipe is 3-1/8" (80 mm), making it a fit for every sinks.

## High Quality Material

BARIL drains last longer because they are made of solid brass thicker than average.

